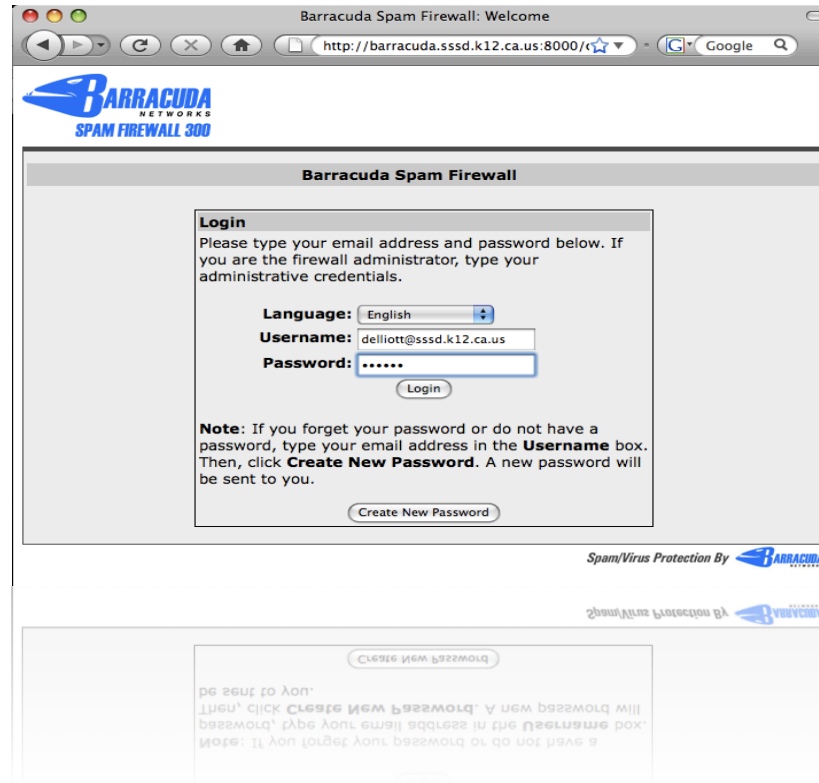


S S S D
TECH SERVICES



Sulphur Springs School District.

Barracuda Login



Log into the Barracuda Spam Firewall site.

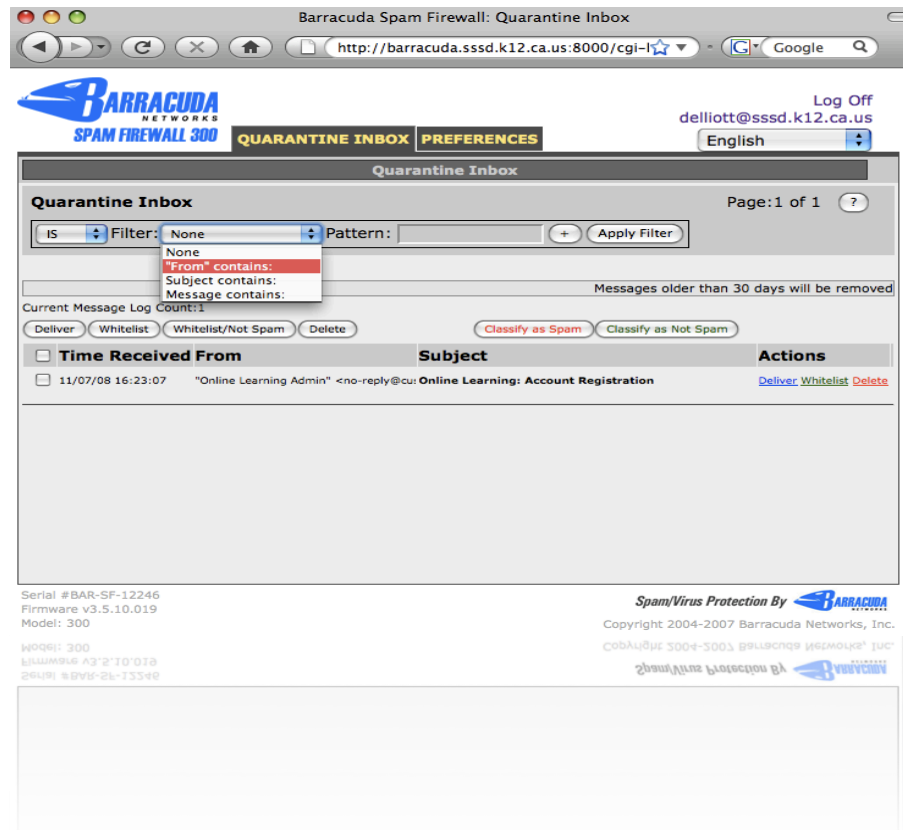
Input your user name & password.

Note: If you forget your password or do not have a password, type your email address in the Username box. Then, click Create New Password. A new password will be sent to you, via email.

Login URL: <http://barracuda.sssd.k12.ca.us:8000> when inside the SSSD Local Network.

Login URL: <http://mail1.sssd.k12.ca.us:8000/cgi-bin/index.cgi> When outside the SSSD Local Network.

Quarantine Inbox



Logging into the Barracuda Spam Filter will put you in the Quarantine inbox.

In here you can filter the From, Subject or Message so you Quarantine any of the following that you edit. You can click on the + to add another or – to delete some or all.

You can view a email that has been quarantined, by clicking on it while in Barracuda, or you can click the box of the email & select deliver, to send it to your mail account inbox. You can also whitelist or delete the email on this page as well. Delivering the email will also delete the email from quarantine.

Preferences

Whitelist/Blacklist

The screenshot shows the Barracuda Networks SPAM FIREWALL 300 interface. At the top, there is a logo for Barracuda Networks and a user profile for delliott@sssd.k12.ca.us with a 'Log Off' link. The main navigation bar includes 'QUARANTINE INBOX' and 'PREFERENCES'. Below this, there are tabs for 'Whitelist/Blacklist', 'Quarantine Settings', 'Spam Settings', and 'Password'. The 'Whitelist/Blacklist' tab is active, showing a 'Configuration updated' message. The 'Allowed Email Addresses and Domains (Whitelist)' section has a table with the following entries:

Email Address	Bulk Edit
<input type="text"/>	Add
adamind@smartenergyoptions.com	
apple.com	

Below the table is a text box: "Email sent from addresses entered here will not be analyzed for spam, but will be scanned for viruses." The 'Blocked Email Addresses and Domains (Blacklist)' section has a similar table:

Email Address	Bulk Edit
<input type="text"/>	Add

Below the table is a text box: "Email sent from addresses entered here will always be blocked." There is also a partially visible section for 'Blocked Email Addresses and Domains (Blacklist)' at the bottom of the screenshot.

Allowed Email Addresses and Domains

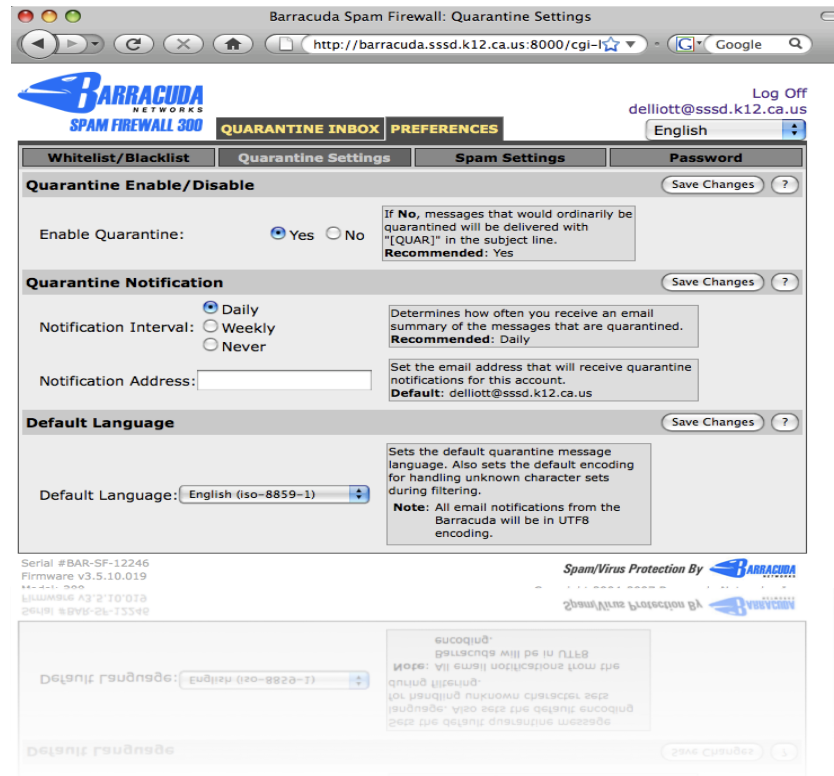
Add any email senders to whitelist. This list of senders are not blocked even if the message matches spam rules. Virus scanning and Banned Attachment blocking are still applied based on the policy set by the Administrator. Whitelisting may be performed by full email address ("user@domain.com"), domain only ("domain.com"), or domain portion ("com").

Blocked Email Addresses and Domains

Add any email senders to blacklist. This list of senders are blocked, regardless of content, unless a whitelist entry is also present. Blocking may be performed by full email address ("user@domain.com"), domain only ("domain.com"), or domain portion ("com").

Preferences

Quarantine Settings



Enable Quarantine: If No, messages that would ordinarily be quarantined will be delivered with "[QUAR]" in the subject line. Recommended: Yes *This the default setting.*

Quarantine Notification: Determines how often you receive an email summary of the messages that are quarantined. Recommended: Daily *This the default setting. Daily will send you the quarantine message at once.*

Email Notification: Set the email address that will receive quarantine notifications for this account. Default: yourname@sssd.k12.ca.us No need to change this. A email from barracuda will be sent to your inbox.

Email notifications

From: Barracuda Spam Firewall
Subject: **Spam Quarantine Summary**
Date: November 12, 2008 8:13:17 AM PST
To: Dean Elliott
▶ 2 Attachments, 15.6 KB [Save](#) [Quick Look](#)



Spam Quarantine Summary

Account: delliott@sssd.k12.ca.us

This is your quarantine summary from the Barracuda Spam Firewall.

You have **1** messages in your spam quarantine inbox.

- Click on the **Deliver** link to have a message delivered to your mailbox.
- Click on the **Whitelist** link to have a message delivered to your mailbox and whitelist the sender so that his/her messages will no longer be quarantined.
- Click the **Delete** link to have the message deleted from your quarantine.

Messages older than 30 days will be removed

Time Received From	Subject	Actions
11/11/08 11:20:47 concierge@apple.com	Your QuickDrop confirmation	Deliver Whitelist Delete

To view your entire quarantine inbox or manage your preferences, [click here](#).

Spam/Virus Protection By



To view your entire quarantine inbox or manage your preferences, [click here](#).

Time Received From	Subject	Actions
11/11/08 11:20:47 concierge@apple.com	Your QuickDrop confirmation	Deliver Whitelist Delete

Email notifications are sent from Barracuda to your inbox, when a sender has a domain that is listed in the master domain list of potential spam domains.

The email notification will look something like this. This will give you a opportunity to address the email to deliver, whitelist or delete the email.

Spam Settings

BARRACUDA NETWORKS
SPAM FIREWALL 300

Log Off
delliott@sssd.k12.ca.us
English

QUARANTINE INBOX PREFERENCES

Whitelist/Blacklist Quarantine Settings Spam Settings Password

Configuration updated

Spam Filter Enable/Disable Yes No ?

Enable Spam Filtering: Yes No If No, all messages will be delivered without being scanned for spam. Recommended: Yes

Barracuda Bayesian Learning ?

Alert: Spam classification is not effective unless at least 200 messages have been classified for each type (Spam/Not Spam).

Messages classified as "Spam": 0
Messages classified as "Not Spam": 0
Reset Bayes Database:

Bayesian Database Backup ?

Backup Bayesian Database:

Restore Database:

Serial #BAR-SF-12246
Firmware v3.5.10.019
Model: 300

Spam/Virus Protection By **BARRACUDA NETWORKS**
Copyright 2004-2007 Barracuda Networks, Inc.

**DO NOT ALTER SETTINGS UNDER SPAM SETTINGS.
ENABLE SPAM FILTERING SHOULD BE SET TO YES.**

Bayesian Database Backup: Allows you to download a copy of your personal Bayesian database. These backups can be uploaded in the event of a corrupted Bayesian database.

Bayesian Database Restore: Allows you to upload a copy of a saved Bayesian database. The uploaded copy does not have to originate from the Barracuda Spam Firewall or from the user's database.

http://www.barracudanetworks.com/ns/downloads/Barracuda_Bayes.pdf

Password reset

Login

Please type your email address and password below. If you are the firewall administrator, type your administrative credentials.

Language: English


Username:

Password:

Login

Note: If you forget your password or do not have a password, type your email address in the **Username** box. Then, click **Create New Password**. A new password will be sent to you.

Create New Password

 **BARRACUDA**
NETWORKS
SPAM FIREWALL 300

Log Off
delliott@sssd.k12.ca.us

English

Whitelist/Blacklist | **Quarantine Settings** | Spam Settings | Password

Password Change ?

Old Password:

New Password:

Re-Type New Password:

Save Password

What if you forget your password?

You can go to the barracuda login page & provide your email address, then click on Create New Password. A new password & link to log in will be sent to you by email.

You can also change your password in preferences, under Password.

Additional Tips



1. *Never reply to spam messages:* Never reply to spam messages even when they entice you to reply to "remove" you from their mailing lists. Often the instructions are either bogus, or a way to collect more addresses. Replying confirms to the spammers that your email address is active, and you may receive even more spam.
2. *Use fake email addresses:* Most Web-based sign-up forms require an email address. If you don't want to hear from the site (and don't need a confirmation e-mail or tech support), don't give a real email address.
3. *Opt out:* When you do sign up for or buy something online and you have to give out an email address, remember to opt out of everything you're not absolutely sure you want to receive.
4. *Never submit personal information to non-secure Web sites :* Never submit your credit card details or other personal information to non-secure Web sites. Secure Web sites will have a locked padlock icon that appears in yellow, or in a yellow box, on the bottom bar of the order form Web browser.
5. Use a @yahoo.com, @hotmail.com or @gmail.com email address when signing up for an account at a non-trusted site, that requires a valid email account to retrieve login account, password or link confirmation.